


World Summit Tour 2017—the scientific congress on implant dentistry

CONGRESS PROGRAM

Nice, France

Because inspiration and confidence matters.




**WORLD
SUMMIT
TOUR 2017**

—NICE—

JUNE 23-24

 **Dentsply
Sirona**
Implants



World Summit Tour 2017

Your confidence is our inspiration

To bring the universal theme of inspiration and confidence to you, the World Summit Tour will visit **Tokyo, San Diego, Nice, and Shanghai.**

Take a journey of innovation and discovery led by a scientific committee and renowned international and regional speakers. Enjoy a state-of-the-art scientific program, workshops and product demonstrations, all designed to inspire and broaden your knowledge.

Personalize your experience to best fit your interests and needs by combining general sessions, hands-on workshops, and your choice of various parallel sessions.

Through the presentation of clinical evidence and strategies for treatment success, as well as peer-to-peer discussions, you will gain renewed confidence knowing you are providing your patients with the best treatment solutions available.

Join us in

NICE

June 23-24,
with pre-congress on June 22

Registration fees:

PRE-CONGRESS

Lecture	€ 95
Hands-on	€ 145

PROGRAM

Clinician	€ 675
Laboratory technician, faculty, military, surgical assistant/hygienist	€ 575
Student	€ 475

EVENING EVENT € 195

All fees exclude 20% French VAT

INCLUDED IN FEE

- June 23** Scientific program; two coffee breaks; lunch
- June 24** Scientific program; one coffee break; lunch

FACULTY




- | | |
|----------------------------|--------------------------|
| Abeloos, Johan | Lethuillier, Josselin |
| Att, Wael | Lindhe, Jan |
| Barbier, Lieven | Lioubavina-Hack, Natasha |
| Benhamou, Anne | Maier, Frank-Michael |
| Benic, Goran | Mertens, Christian |
| Bergmann, Fred | Moussally, Christian |
| Besyakov, Vitaly | Muffat-Jeandet, Julien |
| Bressan, Eriberto | Norton, Michael R. |
| Cecchinato, Denis | Nölken, Robert |
| Chikunov, Sergey | Parpaiola, Andrea |
| Cholakakis, Ernest | Pietruski, Jan K. |
| Cooper, Lyndon | Pin-Harry, Oliver C. |
| Dagnelid, Marcus | Ponte, Alessandro |
| De Bruyn, Hugo | Quirynen, Marc |
| Delisle, Anne | Rasmusson, Lars |
| de San José González, José | Rojas Viscaya, Fernando |
| Degidi, Marco | Roos Jansåker, Ann-Marie |
| Deryabin, Georgy | Rouach, Thierry |
| Dudnikov, Pavel | Sanz, Mariano |
| Edranov, Sergey | Saynor, Nigel |
| Eristov, Zaur | Sers, Laurent |
| Felenc, Sébastien | Sethi, Ashok |
| Gehrke, Peter | Shatarov, Dmitry |
| Guljé, Felix L. | Stevelling, Helmut |
| Hanser, Thomas | Stiesch, Meike |
| Hassfeld, Stefan | Thoma, Daniel |
| Hess, Pablo | Urazbakhtin, Ilgam |
| Hämmerle, Christoph | Uysal, Hakan |
| Jakse, Norbert | Van Assche, Nele |
| Keller, Pierre | Vasiliev, Stanislav |
| Khoury, Fouad | Weigl, Paul |
| Kiki, Firas | Vervaeke, Stijn |
| Krebs, Mischa | Yüksel, Orcan |
| Körner, Gerd | Zastrow, Frank |




PRE-CONGRESS PROGRAM THURSDAY JUNE 22

13.00-17.00 Update in augmentation techniques—what are the basics, where are the limits?	13.00-17.00 Solutions for the edentulous jaw—the convergence of prosthetics and surgery	13.00-17.00 Enhanced outcomes in clinically demanding situations	13.00-17.00 Customized reconstructions in one single visit—labside and chairside	13.00-17.00 Digital implant planning and prosthetic solutions within a single patient visit	13.00-17.00 L'implantologie numérique pour ceux qui n'aiment pas l'informatique <i>(in French only)</i>	12.30-18.30 Комплексные решения: современные подходы, новые возможности и простые альтернативы <i>(in Russian only)</i>
---	--	---	---	--	---	---

CONGRESS PROGRAM FRIDAY JUNE 23

8.30-10.00 Partnering for health and well-being		
10.00-10.30 Coffee break—Poster Gallery and Inspiration Hub 		
10.30-12.00 Digital blueprint—beginning from the end	10.30-12.00 Life restored—solutions for the fully edentulous patient	10.30-12.00 The reality of complications
12.00-13.30 Lunch break—Poster Gallery and Inspiration Hub 		
13.30-15.30 Inspiration TALKS—precision speaks for itself		
15.30-16.00 Coffee break—Poster Gallery and Inspiration Hub 		
16.00-17.30 Focus on Ankylos implant system—science and practice for long-term success	16.00-17.30 Focus on Astra Tech Implant System—long-term success and future realities	16.00-17.30 Focus on Xive implant system—ease of use for long-term success

CONGRESS PROGRAM SATURDAY JUNE 24

08.30-10.00 Treatment success with the patient in focus	08.30-10.00 Individualized protocols for patient-centered outcomes	08.30-10.00 Creating a sound biological foundation
10.00-10.30 Coffee break—Poster Gallery and Inspiration Hub 		
10.30-12.20 Outlook on a bright future		

PRE-CONGRESS PROGRAM THURSDAY JUNE 22

Lecture/hands-on

13.00-17.00 Update in augmentation techniques —what are the basics, where are the limits?

In many cases, bone augmentation is necessary before implants can be inserted. Additionally, the soft tissue management can be a decisive factor for the implant success. In all cases, the “gold standard” of using autologous bone is in competition with the use of Bone Graft Material products; or is the combined use of autologous bone and other BGMs the more preferable way?

This workshop addresses all clinicians who have experience in augmentation and want to learn different bone harvesting and augmentation techniques for different clinical situations. Clear guidelines for the use of autologous bone blocks, BGMs and the classic GBR-techniques with resorbable collagen membranes in order to achieve predictable results will be provided by the

oral surgeon Dr. Frank Zastrow. In the hands-on session, relevant soft tissue management and bone harvesting techniques will be demonstrated and practiced, as well as the use of the new Symbios products on synthetic models.

Learning objectives:

- Clear guidance for decision-making, when to use which methods and material.
- Safe handling when harvesting and working with autogenous bone blocks.
- Learning step-by-step procedures with GBR technique and sinus lift.

Lecturer: Frank Zastrow

Cost: Euro 145



Lecture

13.00-17.00 Solutions for the edentulous jaw—the convergence of prosthetics and surgery

The treatment of the edentulous jaw is complex and requires different approaches to meet the wishes, function, esthetics, general health and budget of the patients. New developments in 3D planning, augmentation techniques and prosthetic components help to simplify the workflow. To be successful, a gnathologic analysis and simulation of the treatment goal in the beginning is essential.

This course offers a new perspective on treatment concepts and provides new tools for daily work. Discussions will focus on which cases are suitable for fixed and for removable dentures. Which connective elements are most suitable and when immediate loading is useful will also be covered.

Learning objectives:

- News: Introduction of new developments as conus concept, SmartFix concept, additive manufacturing and guided surgery.
- Success: Reaching the treatment goals by simplified backward planning, communication, teamwork and using 3D-planning software.
- Decision: Which treatment is suitable for which patient?

Lecturer: Frank-Michael Maier

Cost: Euro 95



Lecture/hands-on

13.00-17.00 Enhanced outcomes in clinically demanding situations

The main objective in modern implant therapy is to maintain and support the peri-implant osseous and soft tissue structures in combination with long-term osseointegration with an esthetic and natural looking peri-implant mucosa. With increasing demands of faster and less invasive protocols immediate loading and immediate implant placement are more in use.

This session will present strategies for achieving enhanced soft tissue support on sloped ridges and extraction sockets using a sloped implant design. Long-term results from prospective studies will be presented in the lecturing part, followed by a hands-on session including surgical and restorative procedures. Training on soft tissue management with flapless installation in extraction sockets and immediate provisionalization in the esthetic zone will be included. In addition, the participants will gain insight in how a sloped implant can be applied in different clinical situations making efficient use of available bone.

Learning objectives:

- Identification and selection of suitable cases for a sloped ridge implant and how to perform cases with an ideal outcome.
- Get familiar with the technique in challenging esthetic situations.
- Learn about the soft tissue management technique e.g. roll flap and tunnel technique according to Allen.
- Understand how a sloped implant design can be applied in different clinical situations making efficient use of available bone.

Lecturer: Robert Nölken

Cost: Euro 145



Lecture**13.00-17.00** Customized reconstructions in one single visit—labside and chairside

The therapy of a single tooth gap with an implant-borne crown has now become a standard and is one of the most common indications for implant placement. Individually designed and CAD/CAM-manufactured abutments for dental implants offer a variety of clinical advantages and CAD/CAM manufacturing of full-ceramic crowns has become standard. Besides the fabrication of these parts in a dental lab, new trends show high quality standardized productions by industrial partners as well as a trend to fabricate these parts chairside by the dentist. In cases with sufficient primary stability, an immediate reconstruction with a temporary crown shows favorable results.

Two digital workflows will be presented step by step and clinical cases with different implant systems will support the understanding of the workflows. The workflows will be compared in a matrix to describe existing differences in various parameters, from total investment and maintenance of equipment to required skills and esthetic outcome.

Learning objectives:

- Follow a workflow of single tooth restorations on dental implants supported by a chair-side milling machine (CEREC).
- Follow a workflow with prefabricated patient-specific prosthetic components (Immediate Smile) delivered ahead of full-guided surgery (Simplant).
- Recognize advantages and time-saving potential by integrating chair-side systems in comparison to an integrated workflow with outsourcing.
- Improve the decision process whether to invest in a chair-side milling system or to change the workflow with outsourcing.

Lecturers:
Mischa Krebs
Paul Weigl

Cost: Euro 95

**Hands-on****13.00-17.00** Digital implant planning & prosthetic solutions within a single patient visit

“Now, my dentist can carry out the entire implant treatment on his own without having to send me to another specialist. That means the entire process is faster and more convenient for me.”

If this is the statement you are looking for from your patients we will walk you through the workflow of Dentsply Sirona. Safe Surgery is guaranteed by carrying out the prosthetic planning in addition to the implant planning so that you can ensure that the implant is properly positioned. The digitally planned position can precisely be applied to the patient using surgical guides produced in the practice with a CEREC milling unit. Furthermore, Individual Prosthetics make sure that soft tissue and esthetics will be handled individual to this patient's needs. Customized abutments and screw-retained crowns can be easily designed in the CEREC SW and milled out within less than 30 min.

The hands-on will focus on having every participant scan a model with CEREC, match the CBCT scan from Orthophos SL and the CEREC scan in the GALAXIS implant planning


software, plan an implant and design the related surgical guide. The surgical guides will also be milled on-site and used for the hands-on in the clinical case. Additionally, the participants will design an individual healing abutment to shape the emergence profile.

Learning objectives:

- Experience CEREC Omnicam and Orthophos SL first-hand – every participant will scan with an Omnicam.
- See how easy the process of combining the restorative CAD/CAM proposal with the CBCT scan really is – and how you and your patient benefit from it.
- Design your own surgical guide & screw-retained crown and discover how owning this process can provide better clinical outcome.
- Exchange with your colleagues on the future of implantology.

Lecturer: Christian Moussally

Cost: Euro 145



Lecture

13.00-17.00 L'implantologie numérique pour ceux qui n'aiment pas l'informatique

The following pre-congress session will be held in French only

Le développement de l'informatique médicale a eu une influence capitale sur l'implantologie au cours de la dernière décennie. De la planification implantaire assistée par ordinateur à la réalisation entièrement par CFAO de la restauration finale, la technologie numérique est un incontournable pour tout dentiste en recherche de l'excellence. Mais est-il encore possible d'offrir des soins à la fine pointe de la technologie sans être un véritable « passionné » d'informatique? Essayons de démystifier ce sujet lors de cette session précongrès francophone.

Lecturers:

**Anne Delisle, Oliver C. Pin-Harry,
Sébastien Felenc, Josselin Lethuillier,
Laurent Sers, Julien Muffat-Jeandet**

Cost: Euro 95



Lecture

12.30-18.30 Комплексные решения: современные подходы, новые возможности и простые альтернативы

The following pre-congress session will be held in Russian only

Широкое разнообразие систем, методов и подходов в современной имплантологии определяют высокую важность дискуссии по ряду вопросов, на которые приглашённые лекторы постараются найти ответы в процессе выступления. Участники пре-конгресса смогут ознакомиться с актуальными решениями в области реабилитации имплантологических пациентов, а также перенять интересные советы и приемы для использования в своей ежедневной клинической практике.

Lecturers:

**Ilgam Urazbakhtin, Georgy Deryabin,
Sergey Chikunov, Pavel Dubnikov,
Firas Kiki, Stanislav Vasiliev,
Zaur Eristov, Dmitry Shatarov,
Vitaly Besyakov, Sergey Edranov**

Cost: Euro 95



SCIENTIFIC PROGRAM JUNE 23

The scientific program sessions will be held in English and simultaneously translated into French, German, Russian and Turkish.



08.30-10.00 Partnering for health and well-being

In broad terms, health can be looked at as something that is more than just the absence of disease. Healthy living consists of a good diet and physical exercise, but a happy and healthy life is also influenced by the individual balance that we achieve, and by finding comfort and joy in our social environment.

A key aspect of health is realized when we can eat, speak and smile with confidence. As a dental professional who provides implant care, you can make a significant

difference for your edentulous patients by restoring function and esthetics. Together, let us examine the possibilities in our partnership and commitment to improved health, well-being – and overall quality of life.


Meike Stiesch / Christoph Hämmerle, Moderators

Jan Lindhe

Hugo De Bruyn

Lyndon Cooper

10.00-10.30 Coffee break—Poster Gallery and Inspiration Hub



10.30-12.00 Digital blueprint—beginning from the end


Let's begin at the end. With digital dentistry, we can! It allows us to define the final desired result and to plan the treatment needed to achieve it. Digital connectivity lends to expanded solutions and the ability to provide treatment to more patients – all while starting with the end result in mind.

Stefan Hassfeld, Moderator

Peter Gehrke

Christian Mertens / José de San José González


Goran Benic



10.30-12.00 Life restored—solutions for the fully edentulous patient

There is a variety of solutions designed to meet the individual needs of fully edentulous patients. These options take into account clinical situations, financial requirements and patients' expectations. Despite the different considerations and final method of treatment selected, what remains the same is the goal of restored ability for patients to eat, speak and smile with confidence.

- Nele Van Assche**, Moderator
- Ernest Cholakis**
- Fred Bergmann**
- Ashok Sehti**
- Wael Att**




10.30-12.00 The reality of complications

Complications are an inevitable clinical reality, both technically and biologically. What are the most frequent problems we see? How can complications be managed once they have happened? And what measures can be taken to prevent them from happening?

- Mariano Sanz**, Moderator
- Ann-Marie Roos Jansåker**
- Norbert Jakse**
- Hakan Uysal**
- Thomas Hanser**

12.00-13.30 Lunch—Poster Gallery and Inspiration Hub




13.30-15.30 Inspiration talks—precision speaks for itself

Precision is a word that creates expectations for both clinicians and patients. However, both predictable outcomes and happy patients can be a reality as a result of successful implementation of a precisely outlined diagnosis and treatment planning.

- Michael R. Norton**, Moderator
- Marc Quirynen**
- Mischa Krebs**
- Mariano Sanz**
- Robert Nölken**

15.30-16.00 Coffee break—Poster Gallery and Inspiration Hub



16.00-17.30 Focus on Ankylos implant system—science and practice for long-term success

Long-term hard and soft tissue stability and excellent esthetics are important outcomes for clinicians and their patients. With synergies of science and clinical practice, from diagnosis and planning to different surgical protocols and prosthetic options, clinicians and patients alike can experience successful outcomes, today and tomorrow.


Peter Gehrke, Moderator
Nigel Saynor
Natalia Lioubavina-Hack
Orcan Yüksel
Pablo Hess



16.00-17.30 Focus on Astra Tech Implant System—long-term success and future realities

Implant rehabilitation starts with the evaluation of the patient and the treatment plan, aimed at achieving excellent esthetics and predictable long-term results, even when treating compromised cases. Current options and future perspectives will be presented for an implant system that is clinically proven and well documented for its long-term marginal bone maintenance and outstanding esthetic results.

Marc Quirynen, Moderator
Helmut Steveling
Johan Abeloos / Lieven Barbier
Jan K. Pietruski
Marcus Dagnelid




16.00-17.30 Focus on Xive implant system—ease of use for long-term success

Long-term experience and clinical evidence are key factors for a successful implant system. Surgical versatility with or without augmentation, in combination with prosthetic freedom, including patient specific solutions, are prerequisites for optimal implant rehabilitation. In addition, let's look at soft tissue management, esthetic outcome, and what the future might bring.

Anne Benhamou, Moderator
Marco Degidi
Gerd Körner
Pierre Keller
Alessandro Ponte


SCIENTIFIC PROGRAM JUNE 24



08.30-10.00 Treatment success with the patient in focus

What are the key factors that can make a difference in the treatment, resulting in happy and satisfied patients? Digital and analog processes and the tools that support treatment must be therefore precisely engineered and continuously evaluated to ensure the maintained level of accuracy that clinicians and patients desire. Precision speaks for itself throughout the treatment process and when its long-term impact on treatment care is understood.


Paul Weigl, Moderator
Fernando Rojas Viscaya
Andrea Parpaiola
Nele Van Assche
Marcus Dagnelid



08.30-10.00 Individualized protocols for patient-centered outcomes

At the infancy of implant dentistry, there was a one-size-fit-all approach to treatment. With advancements in technology and clinical protocols, patients today, are able to receive solutions that are as unique as they are. But does such an individualized approach also mean an increase in complexity? Or can digital processes and new procedures help to simplify and streamline workflows so that optimal, patient-centered outcomes can be achieved without compromise to quality?

Denis Cecchinato, Moderator
Meike Stiesch
Eriberto Bressan
Felix L. Guljé
Thierry Rouach



08.30-10.00 Creating a sound biological foundation

When the host body alone does not provide enough support, different biomaterials with different characteristics and “tasks,” play an important role in the preparation of an implant site. For both simple and complex implant cases, the building of, and ability to maintain a solid biological foundation can contribute to the long-term, cost-effectiveness and efficiency of the overall treatment outcome.

Ann-Marie Roos Janåker, Moderator
Fouad Khoury
Anne Benhamou
Stijn Vervaeke
Lars Rasmusson

10.00-10.30 Coffee break—Poster Gallery and Inspiration Hub



10.30-12.20 Outlook on a bright future

The statement, “beauty is in the eye of the beholder,” implies that the perception of beauty is subjective. The outlook on the future of implant dentistry is full of unexplored possibilities and new opportunities for patients and clinicians.

Today, dental implant treatment is already making a huge difference for millions of people in their physical and emotional well-being. New solutions and possibilities designed to further improve the treatment process and outcomes continue to be developed and introduced. With a deeper understanding of patient desires and the increasing ability to meet or even exceed those, patients

are happier. As a dental professional, you can be proud of the stories of inspiration that you are helping to create and the improved quality of life that you contribute to each day.

Together, let’s make the future brighter.

Christoph Hämmerle, Moderator

Daniel Thoma

Paul Weigl

Michael R. Norton

Christoph Hämmerle

POSTER COMPETITION

Step into the light and showcase your research

An important and inspiring part of any scientific congress is the Poster Competition. The Scientific Committee for the World Summit Tour welcomes the aspiring scientists and experienced clinicians that are taking the opportunity to step into the light and showcase their posters in the categories Clinical Application and Research.



INSPIRATION HUB

Let's meet at the point where inspiration, knowledge and confidence come alive in implant treatment solutions—the Inspiration Hub. Discover the latest products and protocols. Increase your knowledge and skills by joining short hands-on sessions. Listen and learn from experienced colleagues. Network with peers and friends. And get inspired.

EVENING EVENT

Join us on a private beach on the French Riviera, a place of tradition, elegance and hospitality—the Cannes Palm Beach. Walk in the footsteps of Charlie Chaplin, Marlene Dietrich, Maurice Chevalier and Django Reinhardt, and enjoy the food and entertainment.

Friday, June 23, 20.00 – 01.00



Join us to experience the dynamic and powerful synergy of people, science and clinical practice.

Stay up-to-date on the latest news:
#WorldSummitTour
www.worldsummittour.com



THE DENTAL
SOLUTIONS
COMPANY™

 Dentsply
Sirona